



HD GOLDENDENT™

PRODUCT CATALOG 2023

MADE IN DETROIT: 87+ YEARS OF DETROIT DENTAL

The GoldenDent™ brand and clinical solutions are the result of a third-generation dental family that began in Detroit Michigan in 1936, when Dr. Milford Golden opened his first Golden Dental Center. In 1971, Dr. M. Golden was joined by his son, Dr. Richard Golden, who would later grow the Golden Dental Centers to twenty dental offices years before group practices were popular like today. Dr. R. Golden retired from practicing dentistry in 2020 after 49 years of practicing dentistry in Detroit. In 2007, Dr. R. Golden designed and patented the Physics Forceps atraumatic extraction system and technique, which is distributed by GoldenDent™. GoldenDent is a Detroit based dental manufacturer and distributor that operates under the principle of providing simple, predictable and unconventional solutions for dentists. GoldenDent™ continues to expand each year and has a full line of unique dental instrumentation and materials. GoldenDent™ is currently managed by Jackie Golden, Dr. R. Golden's daughter, relying on eighty-seven years of family dental knowledge and experience to manufacture, design and distribute products that are different and clinically work.

PRODUCT CATEGORIES

Endodontics.....	2-8
Surgical & Electric Motors.....	9-10
Implantology.....	11-14
Crown Removal.....	15
DiodeLaser.....	16
Piezo Bone Surgery.....	17
Atraumatic Extractions.....	18-21
Regenerative Materials.....	22-25
Regenerative Instrumentation.....	26-28
Restorative.....	29-31
Ultrasonic Scaler & Air Polisher.....	32-34
Anesthesia.....	35-36
Dental Mirrors.....	37
HVE.....	38-39
Other Good Finds	40-41
Continuing Education	42

DETROIT NEWS: 1940

OPENING SPECIALS
Dr. Golden guarantees to give you a plate that will make you look and feel your own natural self. All work personally supervised by Dr. Golden.

Grip-Tite Plate Now \$12.50	Trollite Plate Now \$17.50
--------------------------------	-------------------------------

CASH CREDIT TERMS!

EXTRACTION AND SURGICAL PLATE	\$1.00	22-KT. GOLD CROWNS AND BRIDGE TEETH	\$5.00
-------------------------------------	--------	---	--------

DR. GOLDEN 115 STATE ST. CH. 2336

VACATION SPECIALS
Dr. Golden guarantees to give you a plate that will make you look and feel your own natural self. All work personally supervised by Dr. Golden.

Grip-Tite Plate Now \$11.95	Trollite Plate Now \$15.50	22-KT. GOLD CROWNS AND BRIDGE TEETH	\$5.00
--------------------------------	-------------------------------	---	--------

DR. GOLDEN 115 STATE ST. CH. 2336

Endo Motors & Apex Locator

The Woodpecker Endo Motors are the strongest, most precise, smoothest and smartest brushless endo motors on the market today. The strong power, together with accurate and stable torque output results in efficient root canal preparation.

We have several different endo motor models to choose from at various different price points.

- Long-Lasting & Durable Brushless Motors
- Many Pre-Programmed File Brands
- Motors Have Reciprocating Function
- Built-In Apex Locators
- Super Mini Head for Posterior Access
- Great Customer Service to Set Up Your Motor
- Cordless Handpiece



The Woodpecker Woodpex V Plus is the latest generation of apex locators from Woodpecker with precise accuracy as a result of its upgraded algorithm that makes it more stable and enables stronger anti-interference abilities. This is the most advanced apex locator available today.



DR. YOSHI TERAUCHI Ai MODEL AVAILABLE!

"As an endodontist and instructor, I have clinically evaluated many endo motors over the years and the Woodpecker Ai is by far the best endo motor I have ever used. The Ai endo motor is my preferred choice in my practice. I recommend."

- Dr Yoshi Terauchi

NEW!

812 MT

Innovative Endo Motor With Vibration Mode

Ultrasonic Endo Activator

The **Endo 3 Ultrasonic Endo Activator** is an intelligent ergonomic, wireless handpiece for activating irrigation during a root canal procedure. As you are aware, proper irrigant activation in the canals during a root canal plays a key role in the proper debridement and disinfection of the root canal system. The Endo 3 emits a high-frequency ultrasonic vibration to safely and effectively boost the endo irrigation used in endodontics.

Wireless Use & Wireless Charging Base - no plugs or cords.

Three Power Modes which are E1, E2, and E3 which go from low, medium to high power.

Four Time Modes which allow the ultrasonic to run for 10 seconds, 15 seconds, 20 seconds or 10 minutes.

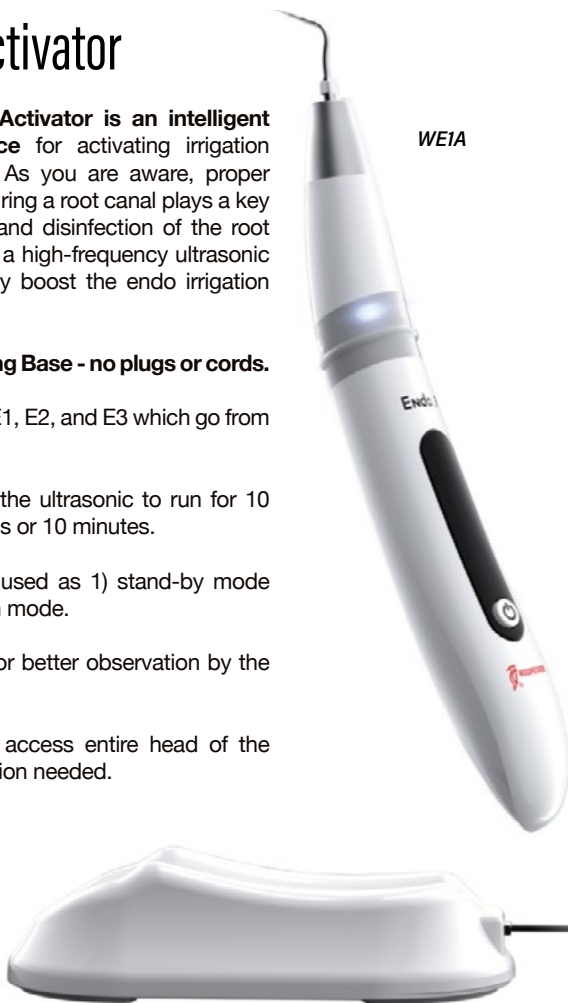
Two Modes that allow it to be used as 1) stand-by mode where ready to use or 2) irrigation mode.

Large and Clear LCD Screen for better observation by the dentist.

Adjustable Head for improved access entire head of the device can be turned to the position needed.



WE1A



Endo Irrigation Solutions/Needles

Available in:

- 2-in-1 EDTA & Chlorhexidine
- 6% Sodium Hypochlorite
- 17% EDTA

Convenient Luer-Lock Dispensing Cap, which works perfect with our 3cc Luer-Lock Syringes & 1” Bendable Side Vent Needles.



ESO5

ES17

ES21



Side port & Rounded tip

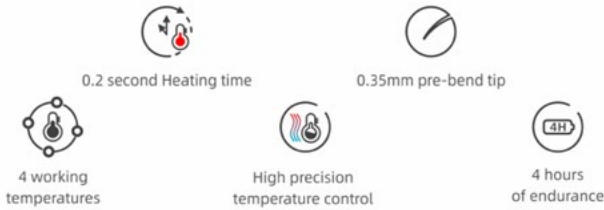
EI23
EI27
EI30

Side port completely irrigates pockets while rounded tip protects tissue

Gutta-Percha Obturation Systems

The Fi-P (Heat & Packing) and Fi-G (Hot Melting & Filing Gun) work in conjunction with each other for the ultimate gutta-percha obturation system for your root canal procedures.

The Fi-P (pen) for heat and packing heats to the selected temperature setting in only 2 seconds. There are four working temperatures (150, 180, 200, 230 C) to choose from to match your preferred gutta-percha type. The pre-bent tips are very thin and designed to penetrate deep into the root canal. The unit has a large 4 hour battery and can perform 1,500 uses on single charge.



The Fi-G (gun) for melting and filing heats to the selected temperature setting in only 15 seconds. There are four working temperatures (150, 180, 200, 230 C) to choose from to match your preferred gutta-percha type. The flexible 360 degree rotatable needle tips are very thin and designed to penetrate deep into the root canal to reach the apical 3mm. The unit has a large 4 hour battery and can perform 1,500 uses on single charge.



The main difference between the Fi-E (white) and the Fi-G (black) gutta percha dispenser is that the Fi-G is a gun-type handle that is squeezed. The Fi-E is a wireless electronic pen-type dispenser that does not require the use of a handle to be squeezed to dispense the warm gutta percha bar.



- ✓ Wireless
- ✓ Electric
- ✓ No Trigger Handle



GoldenTaper Rotary Endo Files

Comparable to ProTaper Gold® files and technique.

The progressively tapered design of the files delivers significantly improved cutting efficiency and safety. GoldenTaper convex triangular cross-section enhances the cutting action while decreasing rotational friction between the blade of the GoldenTaper file and dentin.



Made from USA NiTi Wire

STERILE R

PACKING: 6pcs/blister-pack
single size/assorted
SIZE: Shaping Files: #SX, #S1, # S2
FINISHING FILES: #F1 #F2, #F3, #F4, #F5
LENGTH: 21, 25, 31mm (SX only in 19mm)
TAPER: Variable taper



K-FILES

Stainless Steel

PACKING: 6pcs/pack
Single assorted
SIZE: #6 - #80
LENGTH: 25mm



"The GoldenTaper rotary files allow me to efficiently and comfortably perform endodontic procedures without the fear of file separation. This is a high-quality file at a great price that I use regularly in my practice."

- Dr. Ara Nazarian


Paper Points/Gutta Percha



Compliment Pro-Taper type rotary files and are used with our GoldenTaper files. Millimeter marked & one hand slide open lid.

Paper Points: Length: 30mm • 100 points/box
Gutta Percha: Length: 28mm • 60 points/box

Endo Burs: Access & Safesider



ESCB

Cat. No.	PR1210	PR1910
Code	802L-016	802L-019
ISO No.	464-016	464-019
Head Size	012/016	018/019
Head Length	10	10
Total Length	23	23
S. Fine		
Fine		
Medium		
Coarse	📍	📍
S. Coarse		
Endo Access		

EALH
EAMH

Visit amplifydental.com for our "Endo for the GP" hands-on classes.

GoldenOne Reciprocating Endo Files

GoldenOne sterile reciprocating endo files are comparable to WaveOne Gold® single files and technique.

The GoldenOne reciprocating endo files are available in 21mm, 25mm and 31mm lengths. They are to be used in the same manner and technique as WaveOne Gold®. This very popular technique will make **your switch to our GoldenOne reciprocating endo files easy and seamless.** Compare today and save.



Made from USA NiTi Wire

STERILE R

PACKING: 4pcs/blister pack single use / assorted
 SIZE: Shaping Files: Small, Primary, Medium, Large & Glide Path
 LENGTH: 21, 25, 31mm
 TAPER: 05, 06 or 07

Endo File Handles

The perfect solution for second molars and “small mouth” patients for unobstructed views during initial canal management. Ergonomic grip for better control and leverage. Fits any standard endo file. Includes five Universal EndoHandles: grey, purple, silver, yellow and red to coordinate with a complete set of files #8, #10, #15, #20, #25.



Paper Points/Gutta Percha



Gutta percha is designed to compliment WaveOne Gold type reciprocating files and are used with our GoldenOne files. Millimeter marked & one hand slide open lid.

Paper Points: Length: 30mm • 100 points/box
 Gutta Percha: Length: 28mm • 60 points/box

Fiber Posts - Mecodont NORDIN SWISS DENTAL PRODUCTS OF DISTINCTION



- Passive parallel-sided post with flat head for direct post/core build-ups in one appointment;
- Ideal for multi-rooted post/core build ups; and
- Efficient and smooth cutting burs.

COMPARE & SAVE

SAVE 30% **Nordin** **ParaPost** \$\$\$\$



Fiber Posts - Glassix Plus



- Highly radiopaque & light transmitting fiber posts;
- Anatomically shaped (cylindro-conical);
- Color-coded for easy identification;
- Comes in 4 different sizes; and
- The indication is for corono-radicular reconstructions.

Titanium Metal Pins



Nordin® Titanium Retention Pins are machined out of a solid rod of non-corrosive, premium pure titanium, giving the pins maximum retention. They are not merely a threaded wire pushed into a shaft, but are machined out of a solid rod of premium pure titanium, making them much better than any other titanium pins on the market at a fraction of the cost of market leaders.



Threaded Titanium Posts - Ancorex



- Cylindrical & Conical. 2/3 of the length is cylindrical for the best retention and 1/3 of the length is 3° conical to avoid stress in the apex area of the root;
- Thread design to give mechanical retention in the dentin when screwed in, or to give retention in the cement if the post is cemented;
- The slot around the head is designed to provide mechanical retention for buildup material composite or amalgam;
- Evacuation slot to allow excess cement to escape which might otherwise cause pressure in the apex;
- Cemented or screwed use; and
- 20 convenient sizes.

Titanium Posts - Mecodont



- Passive parallel-sided post with flat head for direct post/core build-ups in one appointment;
- Ideal for multi-rooted post/core build ups; and
- Efficient and smooth cutting burs.

Mecodont drills cut better based on studies.

Root Canal Sealer

Two-component epoxy resin-based system:



- Excellent sealing ability: low shrinkage;
- High adhesion to gutta percha and dentin;
- Outstanding flow characteristics;
- Fast & easy preparation;
- High pH value: calcium hydroxide, antimicrobial activity;
- Low solubility; highly biocompatible; excellent radiopacity & consistency.

Flex Series: Endodontic File Forceps

Get a stable and secure grasp on K-files at any angle. Achieve greater access, better line of sight and more precise adaptation in less time. Reduced fatigue and stress on you and the patient during endodontic procedures.



FS EF1
Endo File Forceps #1:
90° In-line Access

FS EF2
Endo File Forceps #2:
75° Offset Access



Easily secure & grasp k-files

The sharp prongs may impale the parachute holes facilitating 270°s of positioning in the X, Y, & Z axis for easy approach to all canals. Ideal for use with mirrors or microscopes. For obturation they are ideal for use with Gutta-Percha and resin based carriers.

Gutta-Percha Pluggers



Each plugger has a smaller NiTi alloy tip end and the other end is stainless steel.

NiTi is known as “memory metal” and will return to its original shape even after multiple uses of bending within curved canals. The NiTi tip has two laser markings for 10mm and 15mm for identification of condensation depth marks. The instruments are produced with a precise machining process to guarantee taper accuracy up to 0.02mm. Ergonomically designed handles for ease of use.

EndoRing II



Directly place, store, measure and clean endodontic hand and rotary instruments within the operating field.

ERJC

Implant Surgical Motor

The Implant Air Surgical Motor from Woodpecker Dental is the latest and most advanced version of implant motor that is completely redesigned to be simple, precise and reliable for your implant surgery.

Continuous Torque Output that is Precise & Reliable

On this implant motor, the torque is displayed in "real time" and will stay at the torque value during the procedure allowing the practitioner to have confidence that the torque did not auto-stop or reduce during implant placement. When the torque reaches its preset value, it will stay at this value without automatic stop that can create insufficient torque output as experienced in other motors.

Speed Ratios Available - 1:1, 1:2, 1:2.7, 1:3, 1:4.2, 1:5, 16:1, 20:1, 20:1, 27:1, 20:1(D)

5 Program Functions


The surgical LED handpiece is Swiss made producing powerful and predictable output torque up to 80N cm.

Speed Range:

300 - 42,000 rpm

Torque Range:

5N cm - 80N cm (gear 20:1)



"As an implant dentist it is crucial to have an implant motor that is reliable and maintains proper torque during placement. I recommend the Woodpecker Implant Air Surgical Motor for its reliability, ease of use and affordability."

- Dr. Tim Kosinski



- ✓ Compact Design
- ✓ 5" Color Screen
- ✓ Continuous Torque
- ✓ Ultra Quiet Peristaltic Pump



Electric High Speed Motors

The Woodpecker MT2 and MT3 are affordable and smart ways to switch to an electric handpiece. Electric handpieces provide constant speed and torque that does not change as the load increases. Due to the constant pace, it also creates a smoother and more precise cut, allowing for greater flexibility in preparations. The MT2 and MT3 delivers faster cutting & maximum handpiece durability by providing steady speed & high torque with very little noise. Electric handpieces are growing in popularity quickly each year in the USA due to:

- Constant Speed & Torque;
- Improved Patient Comfort;
- Less Aerosol Formation; and
- Speed Range: 2,000-40,000 rpm



WMT2



**FREE-
STANDING
WATER
TANK**

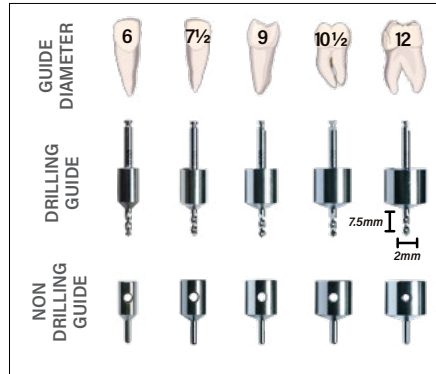
WMT3

MT3 version has a free-standing water tank so it does not have to be connected to your dental chair unit for its water source.

MD Guide: Pilot Drill & Surgical Guide in One - Implant Spacing



WMDG



The MD Guide has a series of various sized diameter drills that replicate the size of an average sized crown attached to your typical 7.5mm length and 2.0mm diameter pilot drill. Various sized diameter "virtual teeth" act as the spacers when placing multiple implants. In total, there are five drilling guides and five virtual teeth in the Intro Kit.



Smart

MD Guide is an alternative to a conventional surgical guide and pilot drill combined into one that provides accurate mesio-distal spacing and parallelism when placing implants. It allows you to visualize the final emergence profile immediately. You are still working "free-hand," but with more precision and accuracy to avoid misplaced implants — less stress for you!

Saves Time

MD Guide is an alternative to fabricating a conventional surgical guide with a lab or making a guide in your office. This results in large time savings for the practitioner, with less chair time for the patient. Save time and money by using the MD Guide.

Universal

The MD Guide works with any handpiece and implant brand. You are not changing your current surgical protocol or implant brand, but simply using the MD Guide versus the pilot drill with your implant system.



WAM



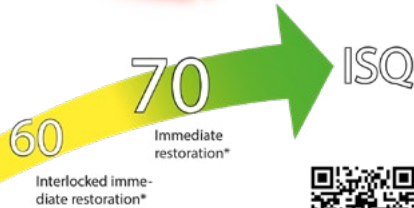
"As an implant dentist, I find that the MD Guide makes my surgical protocol more predictable and I recommend it for any experience level."

- Dr. David Little

Penguin ISQ Implant Stability Measurement

The Penguin allows for an easy, accurate and affordable solution to Implant Stability Quotient (ISQ). Whether you are checking the ISQ of an implant at immediate placement following an atraumatic extraction or before definitive restoration impressions, the Penguin is the predictable and accurate choice to give you comfort your implant is stable and ready to load. Cordless, light-weight, and very user friendly. Multipegs are fully autoclaveable for multi-use.

Autoclavable Pegs! Reusable



Spotter Implant Detector

Accurately detect submerged dental implants that are covered by gum tissue during two-stage implantology in seconds with the Spotter Implant Detector.

- Detects implants at any position or angle
- Simplifies procedures in complicated cases
- Accurate and reliable
- More efficient than x-rays
- Reduces complications and healing time
- Suitable with various titanium implant systems
- Ergonomic, user-friendly design
- Detachable sensing heads for simple sterilization



Penguin ISQ Clinical Benefits Include:

- Accurate ISQ measurement provides greater confidence when determining osseointegration and safe loading times;
- Cordless, light-weight (<3 oz), and easy to use; and
- A fraction of the cost of competing ISQ devices.



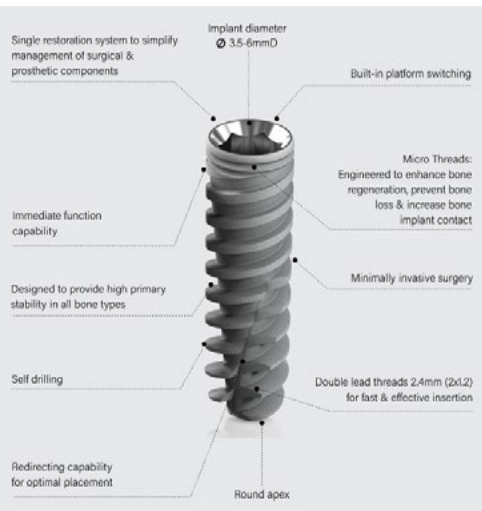
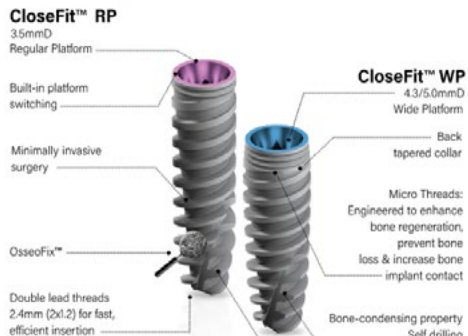
Multipegs are calibrated to individual implant brands and sizes. In some cases, Multipegs may be used across different brands for an even better return on investment. Call GoldenDent or consult the online Multipeg list to order the correct Multipeg for your implants.

Adin: Dental Implants

GoldenDent is an official distributor of Adin Dental Implants in the US market. Adin implant systems are designed to achieve high primary stability, ideal force distribution and controlled condensing properties to achieve desired osseointegration.

With dentists, lab technicians and patients in mind, Adin implants were created to enable you to provide your patients with immediate loading and same day teeth.

Conical Connection CloseFit™



Minimize micro movements between the dental implant & the abutment with Adin's CloseFit™ implant system, that features an extremely strong, stable and solid conical-hex connection.

The CloseFit's tapered core implant includes a multi-lead active and dynamic thread design. The unique design of the implant is suited for optimal repositioning at diverse angles. Designed for subcrestal placement up to 1.0-2.0mm.

The CloseFit™ implants feature Adin's OsseoFix™ - a bio-compatible surface treatment that uses gritting with Calcium Phosphate media that is debris-free and designed to achieve the desired roughness levels needed for optimal osseointegration.


Touareg™
S/OS

© Internal Hex RS™

Adin's most popular implant. Made for simple and streamlined use featuring a high stability mechanism and unique surface treatment with an Internal Hex Connection.

Touareg™ implants feature active and dynamic self-drilling threads, engineered to provide ideal primary stability and immediate loading capabilities in all bone types. Designed for confidence and predictable procedures.

One Connection – All Touareg™ diameters and restorative parts connect with one unified Internal Hex Connection to simplify management of surgical and prosthetic procedures.



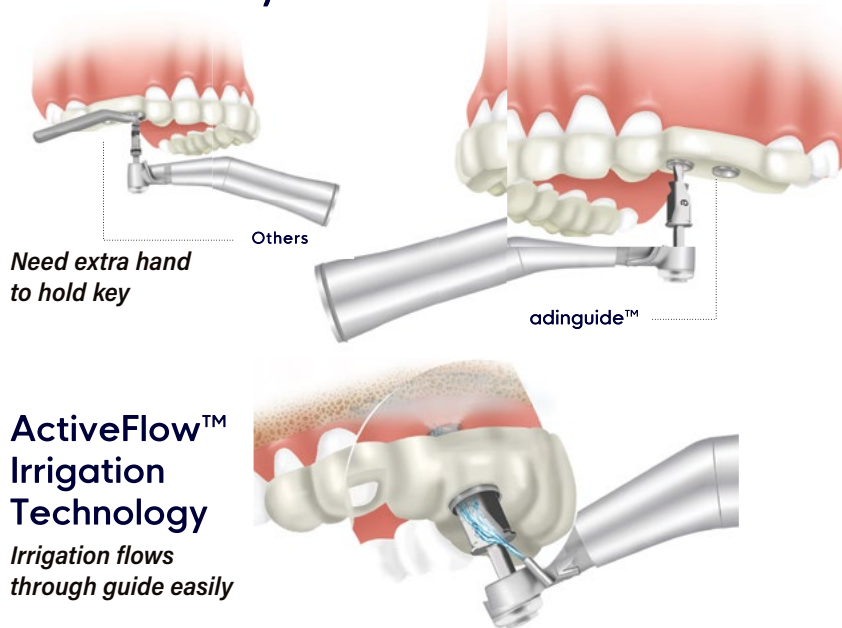
Why Choose Adin Guided Implants?



Adin's Guided surgical kit layouts were designed to be intelligent and easy to follow.

The guided system features keyless self-centering drills and built-in stoppers to deliver safe and efficient guided dental implants. The drills also feature an industry first ActiveFlow technology that allows irrigation to flow easily through the guide to prevent excess bone-heating.

Keyless Procedure



ActiveFlow™ Irrigation Technology

Irrigation flows through guide easily

amplify
DENTAL TRAINING

KNOWLEDGE | CONFIDENCE | PREDICTABILITY

LEARN FULL ARCH GUIDED DENTAL IMPLANT RECONSTRUCTION

AMP4
DENTAL IMPLANTS FOR THE GP

AMP5
GUIDED FULL ARCH DENTAL IMPLANT RECONSTRUCTION

Visit amplifydental.com for dates, location, registration & more!



"I have been very happy with the clinical results and product support using the aggressively threaded Adin Touareg implants with their guided surgical kits. The guided option has a great layout that is easy to follow, it has self-centering drills with built-in stoppers (keyless) and an innovative drill design that allows for irrigation to flow easily through the guide."

Dr. Ara Nazarian

WAMkey: Crown and Bridge Removal



OPEN

INSERT

ROTATE

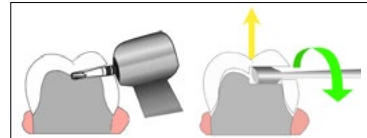
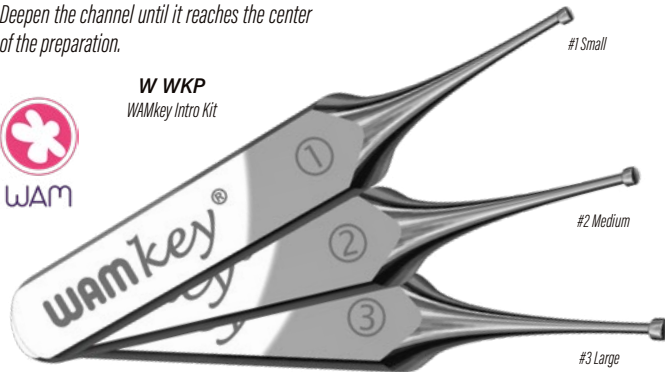
Locate the most accessible spot and estimate the cement layer level by drilling a thin horizontal "window" in the crown. Enlarge this window to see (or feel) the cement layer. Deepen the channel until it reaches the center of the preparation.

Introduce the #1 size key down to the bottom of the slot and make a simple ¼ rotation on the handle with your fingers to gently release the cement layer. Increase size as needed.

The crown is removed in seconds and can be used as a temporary or permanently with little use of expensive burs or wear on your handpiece.



W WKP
WAMkey Intro Kit



Works great with Zirconia!

Consider our Zirconia Burs.

ZirCator



Simple

WAMkey is, quite simply, the easiest to use and most effective crown removal system on the market. Simply open, insert, and rotate.

Economical

With the advancements in adhesive cement, many crown removal products have the potential to fracture the tooth preparation. As a result, most dentists have resorted to cutting off crowns, which can take a lot of time, put wear on your handpiece, use expensive burs, be uncomfortable for the patient, and lastly be a frustrating process. With the WAMkey the crown or bridge is removed in seconds and can be used as a temporary, or permanently, as the process preserves the crown.

Predictable

Dental Advisor rated it ++++1/2 and the Top Crown and Bridge Product with over a 90% effective rate during its clinical evaluation. When WAMkey is used in good indications, it will work in an effective, atraumatic and predictable manner better than conventional methods or any other crown remover system on the market — guaranteed!

LX16+ Diode Laser

The Woodpecker LX16+ is a high powered diode laser with 20+ dental applications. The LX16+ is user-friendly with its large intuitive touch screen to easily select the pre-programmed desired procedure. It is reliable with its long lasting lithium battery that lasts up to a week on a single charge, has quick attaching sterile fiber tips, and is priced competitively. The handpiece is ergonomic with an on/off button, and is fully autoclaveable.

APPLICATIONS INCLUDE:

- Dental soft tissue surgery;
- Endodontic sterilization;
- Periodontal sterilization;
- Peri-implantitis;
- Low-intensity laser therapy;
- Oral ulcer; and
- Teeth whitening.

Visit us online for included tips and accessories.



WPLX

Three Wavelengths for Many Applications

01

The innovative 450nm blue laser technology is ideal for soft tissue cutting, ablation, coagulation and incision/excision. At 450nm, the absorption constant of hemoglobin is two orders of magnitude for ordinary lasers (e.g. 980nm/810nm) making it only need very low laser power to complete the treatment, and the thermal damage during treatment is extremely low.

02

976nm is a traditional infrared dental laser. Due to its deep penetration in tissues, it is widely used for the reduction of bacteria in periodontal disease and endodontic diseases. At the same time, this wavelength is also suitable for high power laser treatment (HPLT) and pain reduction in TMJ.

03

The 650nm is used for low level laser therapy (LLLT) effects. It is also known as the photobiomodulation (PBM) effect. It will continue to contribute to wound healing and biostimulation of dental surgery.

LASER PARAMETERS



WAVELENGTHS & OPTICAL POWER

450 ± 20nm / Pmax = 3W
650 ± 20nm / Pmax = 200mW
976 ± 20nm / Pmax = 5W



LASER SYSTEM

450nm: Class IV;
976nm: Class IV;
650nm: Class II (according to IEC 60825-1)



AIMING BEAM

650 ± 20nm / Pmax < 5mW



EMISSION MODES

CW (continuous wave),
chopped to 1Hz to 20 KHz



BATTERY

11.1V 2600mAh x2 (57.7Wh)

Piezo Bone Surgery

The Ai-Surgery Bone Piezo from Woodpecker delivers superior surgical results for atraumatic extractions, sinus lifts, alveoloplasty, crown extension, crest splitting + much more.

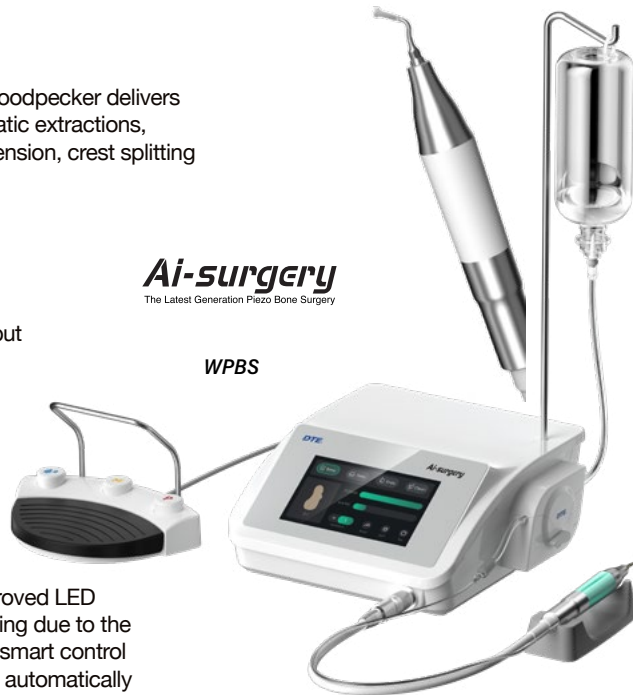
The Ai-Surgery bone piezo is intelligent and powerful, with excellent cutting efficiency. The intelligent system will automatically adjust to the most appropriate output power according to the surgical procedure to avoid overheating. The new touch screen interface is user-friendly and convenient for the dentist to operate. The multi-function foot pedal allows the user to easily change the modes and features.

The Ai-Surgery has a new and improved LED handpiece that eliminates overheating due to the enhanced sensing technology and smart control system. The Smart Control System automatically identifies the different bone quality and strength, and will adjust as necessary to achieve the optimal output. This makes the tips cut more efficiently, is less work for the dentist and is quieter for patient comfort.

VISIT OUR WEBSITE FOR TIPS & ACCESSORIES

Ai-surgery
The Latest Generation Piezo Bone Surgery

WPBS



EFFICIENT

Excellent cutting efficiency and ease of use.

INTELLIGENT





Automatically adjusts to the most appropriate output power to avoid overheating.

USER-FRIENDLY

New operation interface is more convenient.

Extremely Reliable

EASY TO OPERATE

-  **Mode Selection.** Power varies per different bone quality
-  **One-Touch Enhancement.**
-  **Water Flow Adjustment.** Different water flow adjustment levels.
-  **Easy Rinse.** Rinse pipeline via control of foot pedal.



- Multi-function Foot Pedal
- Sterilizable Water Pipe
- Ultra-quiet Peristaltic Pump



physics[®] forceps

What is it?

The Physics Forceps[®] are an atraumatic extraction system that provides a simple, predictable and unconventional method of extracting teeth regardless of the condition of the tooth, while providing a positive patient and practitioner experience.

How does it work?

The Physics Forceps[®] operate as an elevator, rather than forceps, using first-class lever mechanics. One handle is connected to a “bumper,” which acts as the fulcrum, that is placed deep in the vestibule. The other

handle is connected to the “beak,” which is positioned most often on the lingual or palatal root of the tooth into the gingival sulcus. No aspect of the instrument grasps the crown and there is no advanced elevation needed. Once the instrument is properly placed, the handles are rotated a few degrees with only wrist movement in a slow, steady and controlled manner — no squeezing!

When to use?

The Physics Forceps[®] are effective in most cases, including badly decayed or broken down teeth, endodontically treated teeth, fractured or fragile teeth, curved or long rooted molars and

cuspid, or any tooth that would historically be challenging with conventional instrumentation. The Physics Forceps[®] are ideal for implantologist that want to preserve the surrounding bone and tissue in preparation for dental implants.

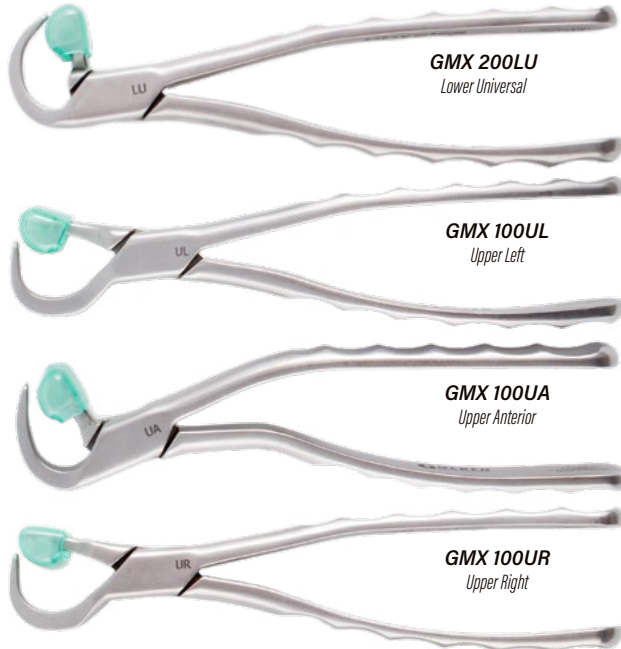
Why it works?

The Physics Forceps[®] place a constant and steady load on the tooth, allowing “creep” to build, releasing hyaluronic acid, resulting in the break down of the periodontal ligaments. Studies have proven this breakdown occurs in a much faster time period than conventional methods that employ intermittent, rocking or brute strength types of forces.



Physics Forceps Standard Series

The Physics Forceps® Standard Series extraction instruments can be utilized on all teeth in the mouth with the exception of third molars. In some instances, due to patient access, the Standard Series may not access "hard-to-reach" second molars. In these cases, the Molar Series should be utilized.



GMX 200LU
Lower Universal

GMX 100UL
Upper Left

GMX 100UA
Upper Anterior

GMX 100UR
Upper Right

 U.S. Patent No. 6,910,890
U.S. and International Patents Pending

Physics Forceps Molar Series



GMX 400EZ1
Lower Right & Upper Left

GMX 400EZ2
Lower Left & Upper Right

Physics Forceps Pedodontic Series

GMX 50S
GMX Pedodontic Series Set



**25%
SMALLER!**



"The Physics Forceps are absolutely critical for my implant practice to atraumatically extract teeth and to preserve bone in preparation for dental implants. I recommend in all my implant training programs."

- Dr. Tim Kosinski



**Join a Hands-On Live Patient
Extraction Classes with 65+ Patients**

amplify amplifydental.com
DENTAL TRAINING

Extraction Forceps



GF UMF
Universal Molar
Forceps (151)



GF UUF
Universal Upper
Forceps (150)



GF LMF
Lower Molar
Forceps



GF UAF
Upper Anterior
Forceps



GF LAF
Lower Anterior
Forceps (Ash)



GF LRT
Lower Root
Tip Forceps



GF UUM
Universal Upper
Molar Forceps



GF URT
Upper Root
Tip Forceps

✓ Titanium Coated for Strength and Hardness

✓ Unique Handle Reduces Weight & Improves Tactile Feel

✓ Serrated Beaks for Unparalleled Grip

✓ Scratch & Corrosion Resistant for Long Life

✓ Gun Metal Finish for Unmatched Aesthetic Look

Distal Elevator

Maxillary tuberosity fracture can occur during an upper molar extraction procedure. The upper molars may be fused to the bone around the tooth and fracture of maxillary tuberosity may occur. The Distal Elevator should be used to separate the tuberosity and distal bone when extracting a maxillary second, or third, molar to prevent removal of tuberosity during the extraction procedure.




GMX DE
Distal Elevator

Tooth Delivery Instrument

The Tooth Delivery Instrument is used to deliver the tooth from the socket after the Physics Forceps® have loosened the tooth. The design of the Tooth Delivery Instrument allows the tooth to be easily grasped and removed from the socket.



GMX EZD
Tooth Delivery Instrument



"An atraumatic extraction is very important in preparation for implants. I find that using the Wedge in advance ensures that the surrounding bone and soft tissue are ideal and makes the extraction more predictable. I highly recommend."

- Dr. Ara Nazarian

Wedge Elevator

The Wedge is a perfect "pre-step" to your atraumatic extraction process. The sharp / thin tip of the Wedge instrument is designed so it can be pushed apically easily between the remaining tooth root and the bone using a slight rotational movement, which compresses the bone and allows the instrument to slide farther apically. The Wedge should be used slowly and gently, pushing apically, and "wedging" between the rigid, hard tooth surface and the bone.



GMXW
The Wedge

Root Tip Picks



GO SS4
Right Root Tip

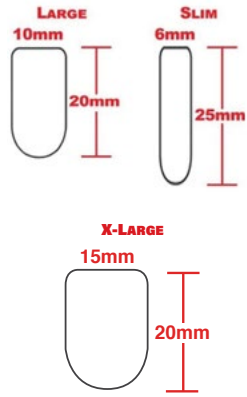
GO SS5
Left Root Tip

OsteoGen Plugs & Strips - Bone Graft



Strip Sizes
 Small: 12 x 20 x 3mm
 Large: 20 x 40 x 3mm

Plug Sizes



- OGPL
- OGPL10
- OGPS
- OGPS10
- OGPX5

- GO OGSS
- GO OGSL

Regardless of grafting experience, you can predictably and simply preserve a socket following an atraumatic extraction for -

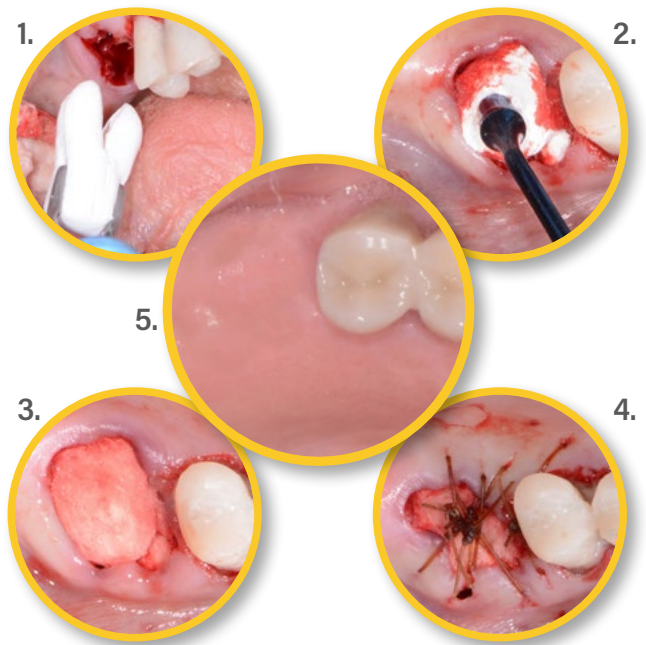
≈ \$50 COST and NO MEMBRANE IS NEEDED!



Osteogen plugs are NOT collagen plugs that only act as wound dressing. The OsteoGen Bone Grafting Plug combines OsteoGen Bioactive Resorbable Calcium Apatite Synthetic Graft with a bovine achilles tendon collagen matrix to create a structure that mimics the organic and inorganic components of physiologic bone. This is the easiest and most effective graft on the market today.

Available in 5 & 10 packs.

#1 Plug Graft - Guaranteed!



Dentistry by Dr. Ara Nazarian



Easily cut & shape like the tooth



GoldOss Allograft - Bone Grafting



GO MCP

Particulate

Mineralized Cortical/Cancellous 250-1,000um

Available Sizes

0.25cc, 0.5cc, 1.0cc, 2.0cc & 5.0cc



GO DBM
GO DBMC

DBM Putty & Crunch Putty

Available Sizes

Putty: 0.5cc & 1.0cc

Crunch Putty: 1.0cc



Not grafting yet?

Looking for more
predictable results?

Consider Amplify CE Live Patient Programs!
amplifydental.com



Industry leaders choose GoldOss Allograft by GoldenDent™ for their grafting needs!

GoldOss uses proprietary market leading technology designed to preserve native bone morphogenic proteins (BMP's) that are necessary for effective osteogenesis. The process includes a validated low-dose, low temperature sterilization step in combination with multiple proprietary rinsing agents. Unlike other industry-wide manufacturing processes, GoldOss does not include the use of chemicals such as hydrogen peroxide or high levels of gamma irradiation both known to kill BMP's, but still produces a sterile graft with a Sterility Assurance Level of 10⁻⁶. The end result is cell-friendly grafting material proven to preserve native BMP's and maintain cell viability. **Not all allografts are the same! Compare your brand to GoldOss today.**

HIGH QUALITY, FAIR PRICE!

Membranes: Long Lasting Resorbable



GO MEMEPI

Fully Resorbs:

6 months

EpiGuide® Synthetic

EpiGuide® is a uniquely structured synthetic bioresorbable polylactide (PLA) membrane.

Collagen Plugs



GO ICS

Singles (12 x 20 x 3mm)

GO ICP

Plugs (10 x 20mm)

Long lasting; 4-6 weeks, non-toxic and non-pyrogenic bovine collagen wound dressings. Control bleeding and stabilize clots, protect wound bed, or to maintain graft in extraction site for ridge preservation.

GO MEMCG

Fully Resorbs:

6 months



CollaGuide Collagen

CollaGuide™ is manufactured with no chemical cross-linking, creating an excellent healing environment. It is composed of type 1 collagen and is derived from closed-herd bovine sources. Available in 3 sizes.



OFM1 / OFM2 / OFM3

OsteoFlex™ Pericardium

The OsteoFlex™ Resorbable Pericardium Membrane is an excellent choice for a flexible, long lasting membrane. Available in 3 sizes.

- Exceptional Handling Properties;
- Can Be Stretched and Sutured; and
- Naturally Extended Resorption.

Bleeding Control: Hemostatic Gauze



GO BIO

Bioviva

Bioviva is an individually packaged, sterile, soluble, cellulose-based, bacteriostatic hemostatic gauze dressing made from oxidized, regenerated cellulose derived from plants. Bioviva absorbs blood and immediately transforms into a viscous gel sealing capillary ends and activating the clotting system to assist the body to stop bleeding.

Smart Dentin Grinder: Bone Graft

EXTRACT → GRIND → GRAFT



Gold standard autogenous graft easily processed from extracted teeth in minutes.

- Faster bone healing time - the site will be restoration ready at a much faster rate in comparison to non-autogenous grafts or to non-grafted sites;
- No rejection, inflammation, disease transmission, or fast resorption;
- Immediate stabilization (very little, if any recession) and predictable bone remodeling;
- Excellent soft tissue response;
- Easy to explain to patients leading to greater patient grafting acceptance;
- Reduces graft cost to dentist; and
- Enhances implant stability.

Molecular Iodine Mouth Rinse

Most effective mouth rinse available today as a pre-procedural step in your practice. It is simple, effective, safe, and adds an extra layer of safety for you, your staff and your patients.



IOAL

IOAC

- ✓ 33X stronger than povidone iodine
- ✓ 17X stronger than chlorhexidine gluconate
- ✓ Does NOT cause microbial resistance like chlorhexidine

Degranelation and Bone Burs

Our Degranelation & Shaping Bur Intro Kit predictably levels and shapes bone, removes unwanted granulation tissue in preparation for dental implants and cuts with ease. A must have for any practice offering extraction and grafting procedures.



GDBL
GDBM
Tissue & Degranulation Burs

GDSB
GBSO
Bone Shaping Burs

GCCB
Cutting Bur

GRSB
Shaping Bur

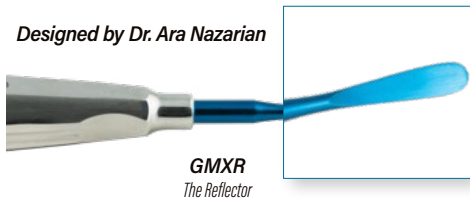
GDIK



GDBL

Reflector: Soft Tissue Retraction

Designed by Dr. Ara Nazarian



GMXR
The Reflector

Allows for easy retraction of larger areas of soft tissue for various procedures including an exposure of a surgical site for bone leveling, grafting and dental implant placement. The elevator style handle allows the practitioner full control when reflecting the mucoperiosteum away from the bone in just a few simple wrist rotations.

GO GKC
Practical Grafting Kit




Practical Grafting Instrumentation Kit



GO PEL
Blue Titanium Periosteal Elevator



GO OKN
Blue Titanium Urban Knife



GO DEC
Blue Titanium Double Ended Socket Curette



GO BFI
Blue Titanium Bone File



GO SPC
Blue Titanium Graft Material Spoon & Serrated Graft Packer Combo



GO CSC
Blue Titanium Handle Curved Graft Scissor



GO NSF
Blue Titanium Non-Serrated Tissue-Membrane Forcep



GO SHA
Blue Titanium Scalpel Handle



GO NHO
Blue Titanium Needle Holder



GO WGD
Blue Ring Weighted Graft Material Dish

250+ NEW
DISCOUNT
INSTRUMENTS

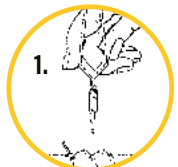
**WE'RE MIXING UP
OUR NICHE OFFERINGS!**



Now carrying **QUALITY** discount surgical instruments.
Visit our website for details.

Flex Series: Scissors

Model FS FSS:



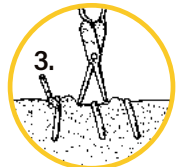
1.

Perpendicular approach to suture.



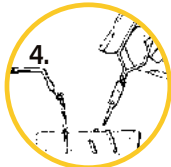
2.

Blunt tips provide the "tactile feel" necessary to locate suture in edematous & hypertrophic tissue without patient discomfort.



3.

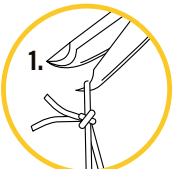
The scissors are then opened to straddle the suture & re-advanced.



4.

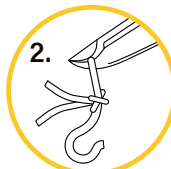
Activate the scissors to cut the suture without damage to the tissue.

Model FS SFC:



1.

Engage the suture on the right side of the knot.



2.

Cut, grasp and remove the suture in one smooth motion.



FS FSS
Featherlite Suture Scissors



FS MTS
Micro Periodontal Tissue Scissors



FS SFC
Suture Removal Scissors & Forceps Combo

Flex Series: Thumb Lock Needle Holders



FS NTS
7" Needle Holder Straight Tips



FS NTC
7" Needle Holder with Suture Cutter and Straight Tips

Flex Series: Needle Holders

Grasp any needle without splaying, breakage or loosening. Carbide jaws retain their shape and ability to hold at the tip long after other brands fail. No joint to snag sutures, more durable and lighter than titanium.



No joints!
Snagless needle holder.

FS NUS
Universal 7" Needle Holder



Drive, tie & cut with one instrument!

FS NCC
Advanced 6" Needle Holder
w/ Suture Cutter & Curved Tips



FS NCS
Advanced 7" Needle Holder
w/ Suture Cutter & Straight Tips



Tips never expand and return to designed shape everytime!

Serrated Surgical Lucas Curette



Perfect for proper debridement following an extraction. If there is insufficient blood supply post extraction the OsteoGen Plug, or allograft/clot mixture can dry and shift within the socket, exposing nerve endings and leading to dry socket / post-op discomfort.

Flex Series: Connective Tissue Graft Forceps

Micro-Thin for uninterrupted passage through tunnel.

75° E/W Angulation ideal for all areas and applications.

Pressure Limiting Construction for maximal closure and locking to not damage graft.

Diamond Dusted Tips for slip resistance.



FS TFU
Tunelling Graft Forceps

Sutures



GoldenDent PGA Sutures
Compare today to other expensive top brands. Same quality, amazing price.

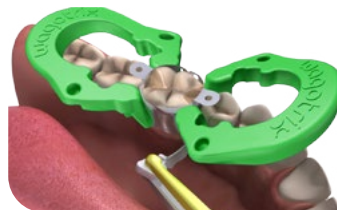


Bioviva Silk and Chromic Gut Sutures

Wagotrix: Sectional Matrix System

WGSMIKB

Intro Kit



WGRU-100B

UNIVERSAL RING

- * Proprietary reinforced material eliminates risk of breaking or spring off unlike metal rings;
- * Exceptional strength resulting in guaranteed optimal separation forces and stability everytime;
- * Delivers perfect tight contacts every time;
- * Stackable for simultaneous restorations;
- * Saves time and money compared to NiTi or metal rings; and
- * Autoclavable - Recommended use is 5-10 times before replacing



WGWS-100

WGWM-100

WGWL-100

WEDGES

- * Anatomical, rigid and adaptive characteristics to achieve perfect seal at gingival margin;
- * Design is gentle on gum and rubber dam; and
- * Stackable and can be placed without removing ring for improved seal of the box with ease.



WGM35

WGM45

WGM55

WGM65

ANATOMICAL MATRIX

- * Anatomically correct shape;
- * Non-stick composite does not stick;
- * Super-thin (30µm), but resistant, for tight contacts;
- * Easy placement and removal with Pin-Holder design; and
- * Saves time and money due to less finishing.



WGPH

WGRF

PIN-HOLDERS & FORCEPS

- * Pin-Holders perfectly grip matrices and wedges for easy placement and removal;
- * Cross-over design allows for the Pin-Holder to be exceptionally strong and to passively grip the matrix during placement or removal;
- * Pin-Holder gold tip allows for easy pin location; and
- * Ring Forceps designed with built-in grooves to simplify setting rings and minimize hand fatigue.

wagotrix SECTIONAL MATRIX INTRO KIT INCLUDES:

25 - 3.5mm Anatomical Matrix
 25 - 4.5mm Anatomical Matrix
 25 - 5.5mm Anatomical Matrix
 25 - 6.5mm Anatomical Matrix
 1 - Matrix Ring Forceps

25 - Wedge - Small (white)
 25 - Wedge - Medium (gold)
 25 - Wedge - Large (pink)
 10 - Matrix Ring (green)
 1 - Pin-Holder

wagotrix™



Made in the USA

Wagofil: Zirconium Infused Composite

Wagofil™ Zirconium Infused Posterior Composite is a light-cured, radiopaque composite designed for posterior restorations. The proprietary filler in Wagofil is Zirconia which is known in the dental industry for low wear, increased strength, low shrinkage and high radiopacity Available in Three Convenient & Simple Shades - A1, A2 and B1.

wagofil™

**ZIRCONIUM
INFUSED
POSTERIOR
COMPOSITE**

STRENGTH TO LAST



MADE IN THE USA



WFUA1
WFUA2
WFUB1

<input checked="" type="checkbox"/>	40% Zirconia Infused
<input checked="" type="checkbox"/>	Increased Strength
<input checked="" type="checkbox"/>	Minimal Shrinkage
<input checked="" type="checkbox"/>	Low Wear
<input checked="" type="checkbox"/>	Radiopaque

**NOW
MORE
COMPOSITE
PER COMPULE**



"I have been clinically using Wagofil and WagoCore with awesome results. The composite is predictable, strong and easy to work with."

Dr. Ara Nazarian

Wagoform: Composite Instruments

Non-Stick, Super-Hard, Titanium Coated Composite Instruments available in various blade and plugger shapes and sizes that offer a low friction surface and resistance to abrasion for the perfect restoration. The handles are lightweight and larger in diameter for perfect ergonomics and control to achieve ideal contouring and shaping.



WFC11



WFC12



WFC13



WFC14

- WFC11 - Large Plugger & Medium Blade
- WFC12 - Medium Plugger & Small Blade
- WFC13 - Burnisher
- WFC14 - Medium Blades

WagoCore: Zirconium Infused Composite Core Build-up

wagocore™

Wagocore™ is a visible-light activated, radiopaque, posterior core build-up restorative composite. The filler in Wagocore is Zirconia Silica.

Available in white in individually packaged 5.0gm syringe that is immediately ready for use.



WCBW

Wide Spectrum Curing Light Woodpecker O-Star

The O-Star curing light by Woodpecker is small but powerful.

- Full-metal body, ergonomically-streamlined design for ease of holding during procedures.
- Light weight design that is durable with anti-shock protection if dropped;
- 7 convenient use modes to meet a variety of clinical needs;
- Uniform beam, strong penetrability;
- Light Intensity up to 3,000MW/Cm²;
- Charging Base with Built-In Light Meter; and
- 360° Rotatable Head & Low Profile for Posterior Use



others



O-Star



ContacEZ IPR Strips

An innovative interproximal reduction system that makes interproximal enamel stripping safe and accurate without creating sharp corners or subgingival ledges.




CEIK-32024



Learn More On Our Website

Fender Wedges



The FenderWedge® protects the adjacent tooth and gingiva during preparations. Damage to adjacent teeth is a common problem from the bur during Class II preparations.



Ultrasonic Scaler & Air Polisher

The **Woodpecker PT-B** model combines air polishing and scaling into one smart system with an easy to understand and adjust touch screen display. The PT-B is your complete prophylaxis solution. Air polishing uses compressed air to spray powder and water on the tooth surface to remove surface adhesives such as plaque. It is comfortable for the patient, powerful and does not scratch the tooth surface.

The all **new PT-B scaler and air polisher combo** includes many upgrades including 1) auto-preheating of the water and 2) a wireless bluetooth foot pedal.

AIR POLISHING

- Realize both supra and sub gingival scaling
- 12 levels of water volume and power to select from for precise treatment
- 4 temperature settings for added comfort - 25C, 30C, 35C and 40C.

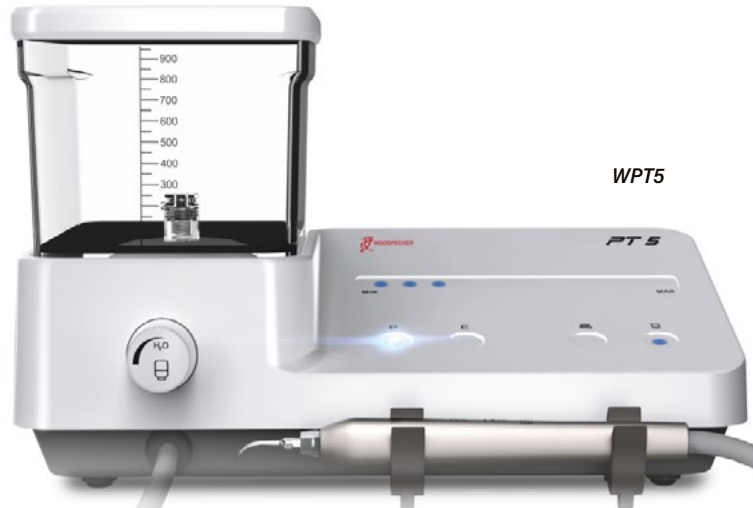
ULTRASONIC SCALING

- Three modules: G, P and E
- Four Functions: Perio treatment, cavity preparation, endodontic treatment and implant maintenance
- 4 temperature settings for added comfort - 25C, 30C, 35C and 40C.
- Auto-preheating of water for warm comfortable treatment

WPTB



Piezo Ultrasonic Scaler & Periodontal Treatment



How Does This Compare to Cavitron®-Style (magnetostrictive) Scalers? And Why You Need the PT5 in Your Office

Cavitron®-style (magnetostrictive) scalers are often underpowered for calculus removal and can cause sensitivity when used on exposed dentin. Cavitron scalers can also damage implants if you are not very careful. The technology available today in a unit such as the PT5 ultrasonic delivers more than you can ever achieve with Cavitron scalers.

Compare to EMS® brand that is thousands more!

KIT INCLUDES: 2 LED handpieces, 13 tips, 2 sterilization boxes, in a smart carrying case.

The Woodpecker PT5 is the ultimate ultrasonic device that consistently delivers fast, professional and minimal-invasive scaling, polishing and periodontal treatments comfortably for the patient. **The PT5 utilizes titanium tips in an elliptical (circular) motion which are more comfortable and flexible during treatment.**

The PT5 built-in technology allows the impact force between the tip and the teeth to be automatically adjusted for maximum comfort. **The PT5 automatically increases power when resistance at the tip increases and automatically decreases power when resistance at the tip decreases.** All this combines to give an intelligent and intuitive technology that respects the tooth's natural structure. No Pain! Less stress for you and the patient. This is not just another scaler, but the best.



Woodpecker DTE D600 Ultrasonic Scaler



The **Woodpecker DTE D600 Ultrasonic Scaler** is reliable, affordable and efficient. The D600 scaler has many clinical uses including supragingival scaling and periodontal treatment, endodontic irrigation and root canal retreatment. The Sine-Wave Drive avoids stimulation caused by instantaneous current output delivering comfortable scaling treatment for the patient. The touch screen controls are waterproof and ultra sensitive to touch for easy power adjustments.

Automatic Water Supply System. Solutions such as sodium hypochlorite, chlorhexidine, hydrogen peroxide, and saline can be used. The D600 has an easy to change water system with a clear 50ml scale mark to make it convenient to formulating solutions.

Detachable handpiece with LED that is fully autoclaveable.

ULTRASONIC TIPS

250+ High Quality Tips for Less



COMPATIBLE WITH:

- EMS
- Satelec/Acteon
- Kavo
- Sirona



COMPARE & SAVE TODAY!

- ✓ Comfortable in your hand
- ✓ Smooth vibrations
- ✓ Removes deposits at the appropriate power level
- ✓ Patient comfort
- ✓ **GOLDENDENT CLINICALLY EVALUATED & APPROVED.**

Star Pen & Super Pen Electronic Anesthesia Delivery Syringe System

The Star Pen and Super Pen from Woodpecker are efficient and affordable electronic anesthesia delivery syringe systems to increase patient comfort during dental injections. Compared with manual, or conventional dental syringes, injections the Star and Super Pens utilize an intelligent algorithm control with automatic pressure feedback technology to deliver more comfortable injections for your patients. The delivery method is consistent every time at the optimal injection speed to eliminate patient pain.

Compare today to others on the market for thousands more. This system is smart, affordable, and clinically effective that patients will love you for.

Star Pen Features & Benefits

- Pen style ergonomic and lightweight design for ease of use and hold;
- Compatible with the needle of your choice;
- No proprietary consumables;
- Cordless and battery-operated without a foot pedal or console to control;
- 6 Total injection speeds;
- 2 modes (auto aspiration and manual aspiration);
- Intuitive one-button aspiration is easy to set your desired injection preferences; and
- No special needles or carpules needed.



WSUE



Super Pen



Star Pen



Super Pen Features & Benefits - How Are They Different?

The Super Pen has all the same features as the Star Pen, plus the following:

- **PDL Injection Mode.** If you want to use this for PDL Injections, you must purchase the Super Pen model. This is the largest difference.
- Additional Speed Mode of 35-105 seconds.

WSPE

Vibraject Injection Comfort

- Works based on the Gate Theory of Perception, where the vibration created by the VibraJect is carried rapidly to the brain on thicker more insulated nerve tissues arriving before and eliminating the needleprick discomfort that travels to the brain on thinner nerve tissues. The vibration gets to the brain first and cancels the discomfort.
- Simply clip the VibraJect onto your existing syringe;
- No new techniques to learn and it does not change your current injection protocol; and
- There are no disposable aspects (tips or handpieces) and no continued running costs.



VJ R3
VJ IK

Tuttle Numb Now (TNN) Needle Guides

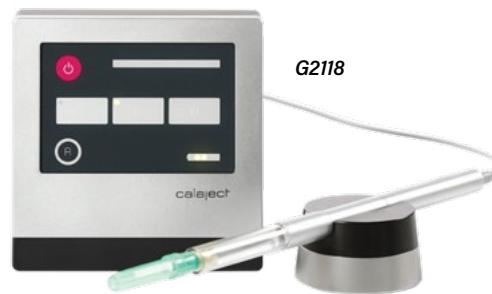
The perfect solution for tough-to-numb (“hot”) teeth. The TNN needle guides can be used with your existing syringe and/or needles. Simply use the guides to achieve smart local anesthesia that works. Proven & comprehensive TNN training material is also available to re-think local anesthesia for the better from Dr. Greg Tuttle.



CALAJECT Computer-Assisted Local Anesthesia



Let's face it, patients do not enjoy injections as they can be uncomfortable. Calaject allows you to deliver pain-free injections with ease. The Calaject computer controls the flow rate, ensuring a smooth and gentle flow of anesthesia. The light pen grip design and foot pedal switch provides a relaxed working position and excellent finger support so the needle can be kept perfectly still without vibration. The easy to understand visual displays and auditory alerts makes the Calaject easy to implement into your practice.



The secret is an intelligent and gentle administration of the anesthetic solution which eliminates the pain that typically occurs when an injection is given too quickly. Calaject features three program settings which are carefully designed for the most common local anesthesia techniques used in the oral cavity:

- 1) intraligamental and palatal injections;
- 2) infiltrations and
- 3) nerve block anesthesia.

No special needles or carpules needed.

LED & Self-Clean Air Mirrors



M1

M1IK

LED MIRROR

- White light led brightness of 65,000 lux;
- Ultra high definition front surface alloy coated lens (r98%);
- Patented 1-click replaceable mirror lens; and
- Autoclaveable medical-grade plastic for optimal hygiene.

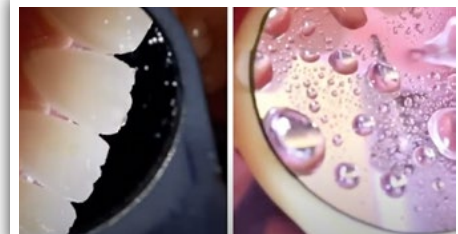


M3

M3IK

SELF CLEAN AIR MIRROR

- Uses air to clean lens;
- Improved visibility & allows for more efficient work;
- Easy & instant plug & use air connect options - easy set up;
- Ultra high definition front surface alloy coated lens (r98%);
- Patented 1-click replaceable mirror lens; and
- Autoclaveable medical-grade plastic for optimal hygiene.



M5

M5IK

SELF CLEAN AIR MICRO MIRROR

- Micro lens sizes are 3.0, 5.0, 10 & 15mm
- Uses air to clean lens;
- Improved visibility & allows for more efficient work;
- Easy & instant plug & use air connect options - easy set up;
- Ultra high definition front surface alloy coated lens (r98%); and
- Autoclaveable medical-grade plastic for optimal hygiene.



HVE Mirrors

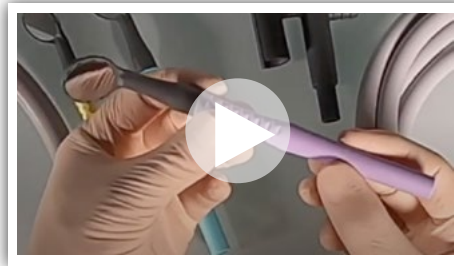


M7

M7IK

MINIMIZE AEROSOL REDUCTION & ACHIEVE BETTER VISIBILITY

- Powerful suction;
- 20 suction holds;
- Suction in all perspectives;
- Eliminates a large percentage of dental aerosols;
- Continuous high volume suction and
- Minimize infectious aerosols.



VISIT US ONLINE
FOR CLINICAL
VIDEOS

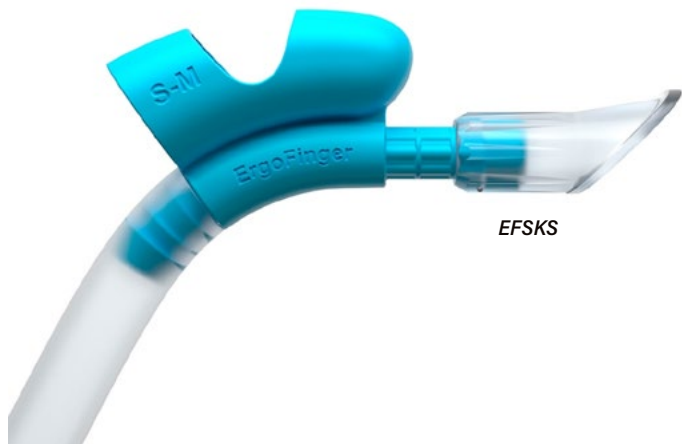


THE MIRROR COLLECTION

IMPROVED VISIBILITY IN EVERY SITUATION



ErgoFinger "Wearable" HVE System



ErgoFinger® is a revolutionary "Wearable HVE" system. ErgoFinger® provides continuous powerful aerosol evacuation, prevents cross-contamination, enhances visibility, and supports proper working ergonomics while improving patient satisfaction. ErgoFinger® is the ultimate solution to minimizing the physical stress of a dental professional working without an assistant (hygienist or dentist).

- 360° Rotating Nozzle
- Length Adjustability
- Simultaneous Suction & Reflection For Indirect Vision
- Lightweight HVE Hose
- Reduces Poor Posture Strain

Tanigo HVE Suction Mirror Heads

Tanigo is a convenient single-use HVE suction mirror head that combines HVE suction, a dental mirror and retraction dental functions into one smart device for improved efficiency. The Tanigo also facilitates proper aerosol reduction during your dental procedures. Recent studies show HVE reduces 90% more aerosols during a dental procedure compared to a normal saliva ejector. Tanigo is a smart and affordable method to keep you, your staff and your patients safe from harmful aerosols.

The Tanigo HVE mirror tips are compatible with your existing HVE valve and tubing. The Tanigo tips should also fit perfectly into any third-party brand of HVE tips. There are no special adapters, tubes or parts needed to use this smart HVE suction system.

Tanigo 

THVE



X-Ray Protective Surgical Gloves

Getting the perfect image may make you the “hero” of the day with some difficult patients where the holders will not work, but you must consider your radiation exposure in your hands. Our X-ray Protective Surgical Gloves stop up to 75% of the radiation, are re-usable, and still allow the necessary sense of touch to handle the sensor properly.

GXP 370

Size XS/7

GXP 375

Size S/7.5

GXP 380

Size M/8

GXP 385

Size L/8.5

GXP 390

Size XL/9



**Latex free!
Reusable**



SeeMore Lip, Cheek & Tongue Retractors

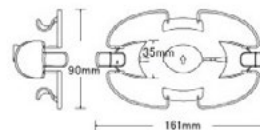
SeeMore Retractors are re-usable, quick & simple to use. Increases patient comfort & allows for unobstructed visibility for any restorative procedure. The retractors have many uses including placement of orthodontic brackets, de-bonding when taking full arch impressions for perio procedures, crown preparations (increased access and visibility) and implant placement surgery just to name a few!



Autoclavable!

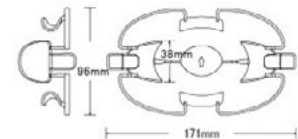
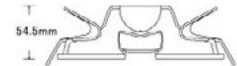
SM S

Size Small



SM L

Size Large





monkeywrench™

by  GOLDENDENT

High Quality Discount Instruments

Get more for your money without sacrificing the quality you know and expect from GoldenDent. We have 250+ high quality conventional dental surgical instruments without the “big dealer” markups in stock. We have historically only focused on niche unconventional products, and this will continue to be our main focus, but we have been asked more and more by our customers to provide quality surgical instruments at a fair price.









We found that we can manufacture **high quality dental instruments and sell them directly to you for up to 50% LESS than other “big dealers.”** Take a look and give these instruments a try with our same GoldenDent Quality Guarantee.


250+ Quality
Discount
Surgical
Instruments
In Stock



Prices subject to
change at any time
without notice.

Top Sellers

Periodontal Expos Michigan "O" \$7.97 	Mirror Handles Cone Socket Hollow \$5.97 	Aspirating Syringe \$12.47 
College Plier \$3.47 	Castroveijo T/C Needle Holder \$59.47 	Periodontal Expos \$7.97 
Periodontal Probes Color Coded \$7.97 	Endodontic Explorers \$7.57 	College Plier - Self-Locking \$6.27 
Suture Scissors - Littauer \$11.97 	Ceramic Crown Remover \$55.47 	Periosteal Elevator Molt #9 \$14.77 
Composite Instruments \$14.57 	Explorers \$7.47 	Periodontal Probes - Clear \$7.97 
Suture Scissors \$9.97 	Tissue Scissors Iris Curved \$9.97 	Mirrors #5 Cone Socket \$13.47 
Endodontic Explorers \$7.57 	Scalpel Handles \$2.97 	



Dr. Ara Nazarian
Lead Instructor



ACHIEVING ATRAUMATIC
EXTRACTIONS & SIMPLE
SOCKET PRESERVATION



PERFECTING ATRAUMATIC
EXTRACTIONS &
PRACTICAL GRAFTING
TECHNIQUES



SETTING THE FOUNDATION
FOR IMMEDIATE DENTURES
IN PREPARATION FOR
IMPLANTS



DENTAL IMPLANTS
FOR THE GP



GUIDED FULL ARCH
DENTAL IMPLANT
RECONSTRUCTION



ENDO FOR
THE GP



GoldenDent™ Nationally Approved PACE Program Provider for FAGD/MAGD credit. Approval does not imply acceptance by any regulatory authority or AGD endorsement. (12/01/21) to (11/30/24). Provider ID# 323184

586.585.1210 | amplifydental.com



Visit amplifydental.com for dates, location, registration & more!



GOLDEN-DENT.COM +1 (877) 987-2284 +1 (586) 585-1210

INFO@GOLDEN-DENT.COM DETROIT, MICHIGAN, USA

 **Hundreds of FREE Clinical Videos**
SUBSCRIBE on YouTube
golden-dent 



TOP NOTCH SERVICE

- Save your time
- Free online product set-up and training with our experts
- We back & internally service the products we sell
- Great customer service in a call or click
- Family-owned local business in Detroit USA

FREE TRAINING
with select purchase



GOLDEN-DENT.COM